



Tungsten TRYCON AI Global Markets Dynamic I EUR

WKN: A3EKRY / ISIN: LU2709243526

Factsheet

Advertising Material

Report Date: 7/2/2024

Product Data		Fee Structure	
Custodian	Hauck Aufhäuser Lampe Privatbank AG	Subscription fee	up to 100 %
Inception date	4/30/2024	Redemption fee	none
Date first price calculation	5/16/2024	Management fee	up to 0.20 % p.a., min. 1,250 EUR/p.M.
Issue price	100.00 EUR	Custodian fee	up to 0.08 % p.a., min. 700 EUR p.M. (excl. VAT)
Fiscal year-end	9/30	Investment advice allowance	none
Distribution policy	distributing	Fund manager fee	up to 1.75 % p.a.
Minimum initial investment	100,000 EUR	Switching fee	none
Fund currency	EUR	Placement agent fee	none
Pricing frequency	daily	Performance fee	see prospectus
Legal form	FCP Part I Law of 2010		
Administrator	Hauck & Aufhäuser Fund Services S.A.		
Fund Manager	Tungsten Capital Management GmbH		
Investment adviser	TRYCON G.C.M. AG		
Countries of distribution	AT,CH,DE,LI,LU		
Bloomberg ID	TUTAGEU LX		
ESG status	Article 6 SFDR		

Fund Features

The investment objective of Tungsten TRYCON AI Global Markets Dynamic is to generate absolute income with a low correlation to the equity, bond and commodity markets in both rising and falling markets. To achieve this objective, the fund manager follows a systematic trading approach, utilising artificial intelligence. The envisaged target volatility should therefore be within a range of 10% and 15% p.a. The fund can make use of increased leverage to achieve the investment objective. This serves the purpose of bringing the earnings contribution of various volatile asset classes in the portfolio to a comparable level and thus achieving a higher diversification effect for the investor. The Fund Manager takes into account any risks related to sustainability (environmental, social and governance aspects) when making investment decisions and on an ongoing basis during the investment period of existing investments in the Fund. However, no assurance can be given that the investment policy objectives specified above will be achieved. This financial product does not promote any environmental and/or social characteristics. In the context of investment decisions, the investment strategy of the financial product does not include any binding ESG/sustainability criteria; this includes both the principal adverse impacts on sustainability factors in accordance with EU 2019/2088 Article 7(1) and the EU criteria for environmentally sustainable economic activities in accordance with EU 2020/852 Article 2(1).

Ratio per 7/2/2024

Share Price	98.94 EUR
Subscription price	98.94 EUR
Redemption price	98.94 EUR
Equity Participation rate	0.00 %
Net asset value	18.27 M. EUR
Share Class	3.65 M. EUR
Shares	36,904,571

Tungsten TRYCON AI Global Markets Dynamic I EUR

WKN: A3EKRY / ISIN: LU2709243526

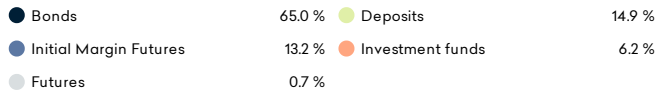
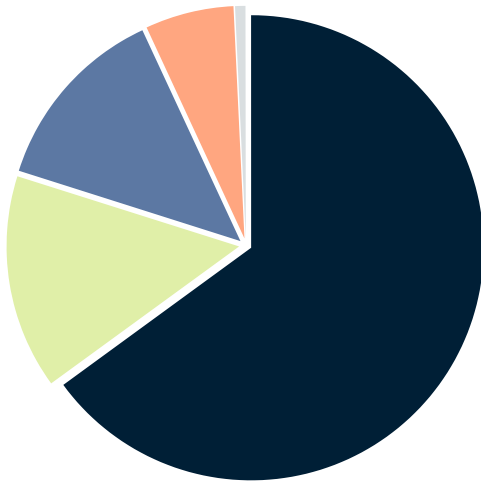
Factsheet

Advertising Material

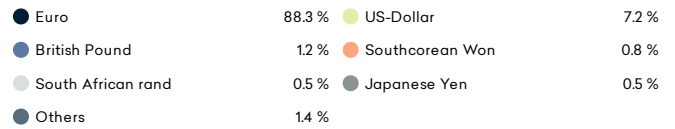
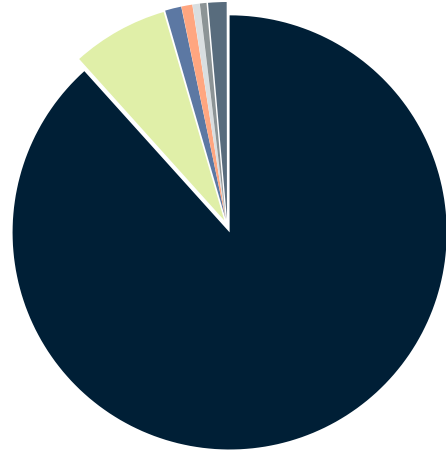
Report Date: 7/2/2024

Portfolio structure

Breakdown Asset Allocation



Currency allocation




Bond Ratios

Ratio	Bond Assets	Net asset value
Interest rate	0.26 %	0.17 %
Current Yield	0.27 %	0.18 %
Yield to Maturity	3.14 %	2.04 %
Time To Maturity year(s)	1.61	1.05
Duration	1.60	1.05
Modified duration	1.56	1.02

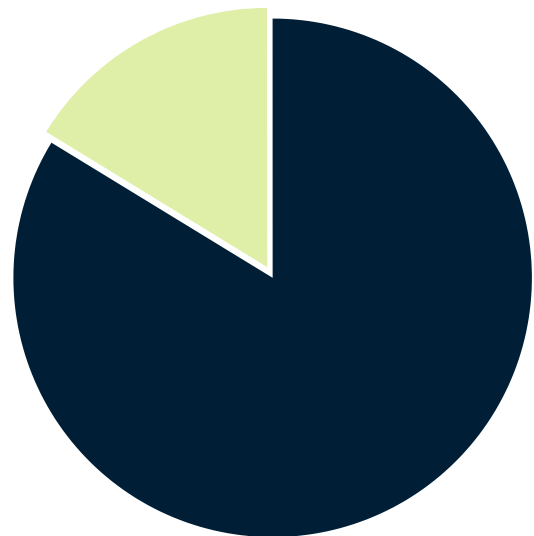
Allocation of bonds by sector total

Industry	Market value EUR	Ratio
Corporates		
Financials	1,873,921.69	15.66 %
Fin. non-banking		
Governments	1,917,010.00	16.02 %
Sovereigns	8,177,828.76	68.33 %
Total	11,968,760.45	100.00 %

Bonds by currency graphical



Bonds by maturity graphical



Tungsten TRYCON AI Global Markets Dynamic I EUR

WKN: A3EKRY / ISIN: LU2709243526

Factsheet

Advertising Material

Report Date: 7/2/2024

Administrator: Hauck & Aufhäuser Fund Services S.A., phone +352 451314 -500, fax +352 451314-519, e-mail: Info-HAFS@hal-privatbank.com, www.hal-privatbank.com

Disclaimer:

This document is a marketing communication. The information contained in this document does not constitute any form of investment advice; it merely provides a brief summary of the essential features of the Fund. All information and data have been carefully put together, in part by drawing on information supplied by third parties. It may happen that individual data prove, in particular with the passage of time, to be no longer correct, or no longer wholly correct, on account of changes in the applicable legislation, on-going developments in the markets or other material circumstances, including short-term developments. Consequently, no warranty is given as to the accuracy, completeness or up-to-dateness of any of the data. It should be noted that the indication of the respective sales countries refers only to the existence of a marketing authorisation of the fund/sub-fund/unit certificate class in the respective country. The existence of any separate requirements for the investor profile must be checked individually by the investor. For EEA states, it is important to differentiate the investor profile. Investors are encouraged to consult their advisor to this effect. The particulars contained in this information may change at any time without prior notice. The data and information are based on our assessment of the current legal and tax situation. The fiscal treatment of the investment is dependent of the personal circumstances of the individual client and is subject to future changes. No liability is assumed or accepted in relation to any loss or damage that may arise, directly or indirectly, from the distribution or use of this product information or its contents.

Investing in investment funds carries with it the risk of price losses and currency losses, so that the future value of units may rise or fall in relation to their value at the time of acquisition. In so far as any statements are made concerning market developments, returns, price gains or other instances of asset growth, as well as risk ratios, these merely constitute forecasts for which we accept and assume no liability as regards the actual occurrence of the events predicted. In particular, previous performance, simulations and/or forecasts cannot be taken as a reliable indicator of future performance.

Full details concerning the Fund can be found in the key investor information and the sales prospectus, together with the latest audited annual report and, where data exist which are more recent than those contained in the latest annual report, the latest half-yearly report. These documents constitute the sole binding basis for any acquisition. In so far as any tax or legal interests are affected, these should be discussed by the addressee with his/her tax adviser or lawyer.

The above-mentioned sales documents (in German) can be obtained by you free of charge, in electronic or printed form, from the website <https://www.hal-privatbank.com/asset-servicing/fondsportal> and from the business premises of Hauck Aufhäuser Lampe Privatbank AG at Kaiserstraße 24, 60311 Frankfurt am Main or 1c rue Gabriel Lippmann, L-5365 Munsbach, or from Hauck & Aufhäuser Fund Services S.A. at 1c rue Gabriel Lippmann, L-5365 Munsbach. Units in Funds may only be offered in countries where such an offer or sale is permissible and/or is the subject of an authorisation issued by the local supervisory authority. In particular, units in this Fund may not be offered or sold within the USA or to, or for the account of, US citizens or persons resident in the USA. This document, and the information which it contains, is not addressed to US citizens or to persons having their permanent residence in the USA; nor may it be distributed in the USA. Moreover, the distribution and publication of this document may also be restricted in other legal systems.

Conceptual Definitions:

TIS: Taxable Income per Share - TIS-Ratio (Taxable Income per Share - Ratio): Percentage of interest-bearing assets in the fund - TER: Total expense Ratio (incl. Performance Fee) - TOR: Turnover Rate: Frequency of portfolio turnover in the period (figure may be negative under certain circumstances) - VaR (Value at Risk): risk measure for the maximum loss under a given probability for a given holding period - prior FY: prior fiscal year - order of Lipper Rating: constant return / preservation / expense / total return

For more detailed information about Morningstar's Sustainability, including its methodology, please go to:

https://www.morningstar.com/content/dam/marketing/shared/Company/Trends/Sustainability/Detail/Documents/SustainabilityRatingMethodology2019.pdf?cid=AEM_RED0016

Standard & Poor's:

Disclaimer of Liability Notice. This may contain information obtained from third parties, including ratings from credit ratings agencies such as Standard & Poor's. Reproduction and distribution of third party content in any form is prohibited except with the prior written permission of the related third party. Third party content providers do not guarantee the accuracy, completeness, timeliness or availability of any information, including ratings, and are not responsible for any errors or omissions (negligent or otherwise), regardless of the cause, or for the results obtained from the use of such content. THIRD PARTY CONTENT PROVIDERS GIVE NO EXPRESS OR IMPLIED WARRANTIES, INCLUDING, BUT NOT LIMITED TO, ANY WARRANTIES OF MERCHANTABILITY OR FITNESS FOR A PARTICULAR PURPOSE OR USE. THIRD PARTY CONTENT PROVIDERS SHALL NOT BE LIABLE FOR ANY DIRECT, INDIRECT, INCIDENTAL, EXEMPLARY, COMPENSATORY, PUNITIVE, SPECIAL OR CONSEQUENTIAL DAMAGES, COSTS, EXPENSES, LEGAL FEES, OR LOSSES (INCLUDING LOST INCOME OR PROFITS AND OPPORTUNITY COSTS OR LOSSES CAUSED BY NEGLIGENCE) IN CONNECTION WITH ANY USE OF THEIR CONTENT, INCLUDING RATINGS. Credit ratings are statements of opinions and are not statements of fact or recommendations to purchase, hold or sell securities. They do not address the suitability of securities or the suitability of securities for investment purposes, and should not be relied on as investment advice.